



OFF ROAD

ENDURO

OFF-ROAD

| MICHELIN RANGES | ROAD LEGAL | TERRAIN | | | |
|---------------------------------------|------------|---------|------|--------------|------|
| | | EXTREME | SOFT | INTERMEDIATE | HARD |
| ENDURO XTREM ² NEW | | █ | | | |
| ENDURO MEDIUM ² NEW | ✓ | | █ | █ | █ |
| ENDURO HARD ² NEW | ✓ | | █ | █ | █ |

OUR ENDURO RANGES COMPLIANT WITH F.I.M REGULATIONS...

CHECK FOR USAGE AND F.I.M. ENDURO COMPLIANCE!

| TIRE | F.I.M. ENDUROGP WORLD CHAMPIONSHIP | F.I.M. HARD ENDURO WORLD CHAMPIONSHIP | ROAD LEGAL | TREAD DEPTH | SPEED INDEX |
|---|------------------------------------|---------------------------------------|------------|-------------------------------|---------------------|
| MICHELIN ENDURO XTREM ² | | ✓ | | 13 mm | M (130 km/h max) |
| MICHELIN ENDURO MEDIUM ² | ✓ | ✓ | ✓ | 12 mm (front) 13 mm (rear) | R (170 km/h max) |
| MICHELIN ENDURO HARD ² | ✓ | ✓ | ✓ | 13 mm | R (170 km/h max) |



FRONT & REAR
MICHELIN
ENDURO MEDIUM²

ROAD LEGAL



REAR
MICHELIN
ENDURO HARD²

ROAD LEGAL



REAR
MICHELIN
ENDURO XTREM²

 NON ROAD LEGAL



WHAT ARE THE F.I.M. ENDURO REQUIREMENTS?

R75 Regulation revision 2 approval is required, and tires should be used in accordance with ETRTO guidelines:

- Category of use = "Snow", "Special" or "All terrain"
- Speed category symbol = M or above (>=130 km/h)
- Load index = 45 or above (>=165 kg)

The "E" approval marking must be present on both front & rear tires DOT Marking is also accepted

ANY F.I.M. MARKING OR SIMILAR IS FORBIDDEN FOR NEW PRODUCTION DATES (FROM 2018)

Tread pattern = the rear tire tread block height must not exceed a maximum of 13 mm

The MICHELIN Enduro Xtrem² tire is non road legal and not compliant with R75 regulations and so does not feature and E Approval marking. DOT markings are present on the tire.

The tread pattern is similar to the MICHELIN Enduro Medium² and does not exceed the F.I.M maximum 13 mm tread depth.

The MICHELIN Enduro Xtrem² tire may be used in Extreme Enduro events which do not include any Public Highway.



STAY ONE STEP AHEAD WHATEVER THE CONDITIONS



**ENDURO
XTREM²**

FOR HELLISH CLIMBS WITH EXCEPTIONAL GRIP



**ENDURO
MEDIUM²**

**THE NEW REFERENCE IN ENDURO,
AIM TO ENHANCE YOUR EXPERIENCE ON VARIOUS TERRAINS**



**ENDURO
HARD²**

FOR COMPETITIVE RIDERS, CHASING LAP TIMES



FRONT

MICHELIN
ENDURO MEDIUM²

**SIMPLIFY YOUR DECISION,
MAXIMIZE YOUR
PERFORMANCE**

Making the right choice has never been easier. Simply choose your rear tire based on the terrain and let us provide peace of mind with a front tire designed to offer impressive performance across various terrains (soft to hard) and conditions (mud to dry).



REAR

MICHELIN
ENDURO XTREM²

MICHELIN
ENDURO MEDIUM²


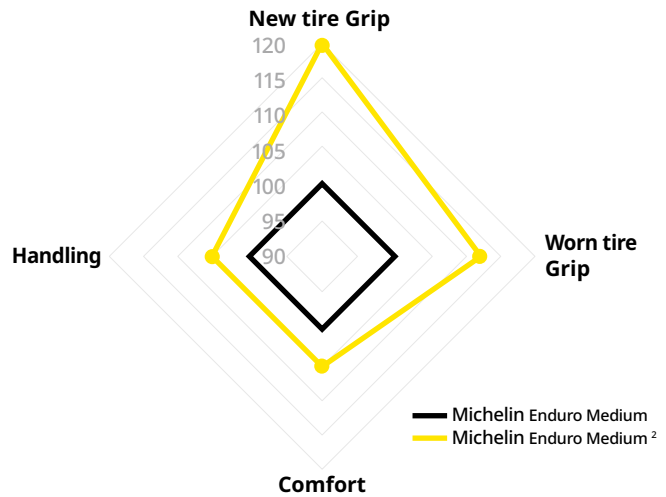
MICHELIN
ENDURO HARD²

OFF-ROAD

**OVERPERFORMS
IN ALL PERFORMANCES
AND MAINLY ON GRIP⁽¹⁾**

A high-performance product in every aspect, with a standout focus on grip, delivering exceptional traction and control in all conditions.

+20% NEW TIRE GRIP **+12.5% WORN TIRE GRIP**



ENDURO XTREM² / ENDURO MEDIUM²

An optimized profile combined with MICHELIN Bias Technology provide better shock absorption on rough terrain. You get the perfect blend of comfort, precision, and versatility to ensure greater pleasure while riding.



ENDURO HARD²

A specific profile combined with MICHELIN Bias-Belted Technology designed to deliver the high level of stability demanded by competitive riders.

MICHELIN

ENDURO XTREM 2 **NEW**

Designed for hellish climbs with exceptional grip, leaving your "friends" watching from below



DESIGNED TO IMPROVE GRIP THAT LASTS LONGER

Better grip and traction when new and even when worn thanks to an innovative tread pattern: V-shape blocks, more contact patch with the ground, and a new generation of carbon black.



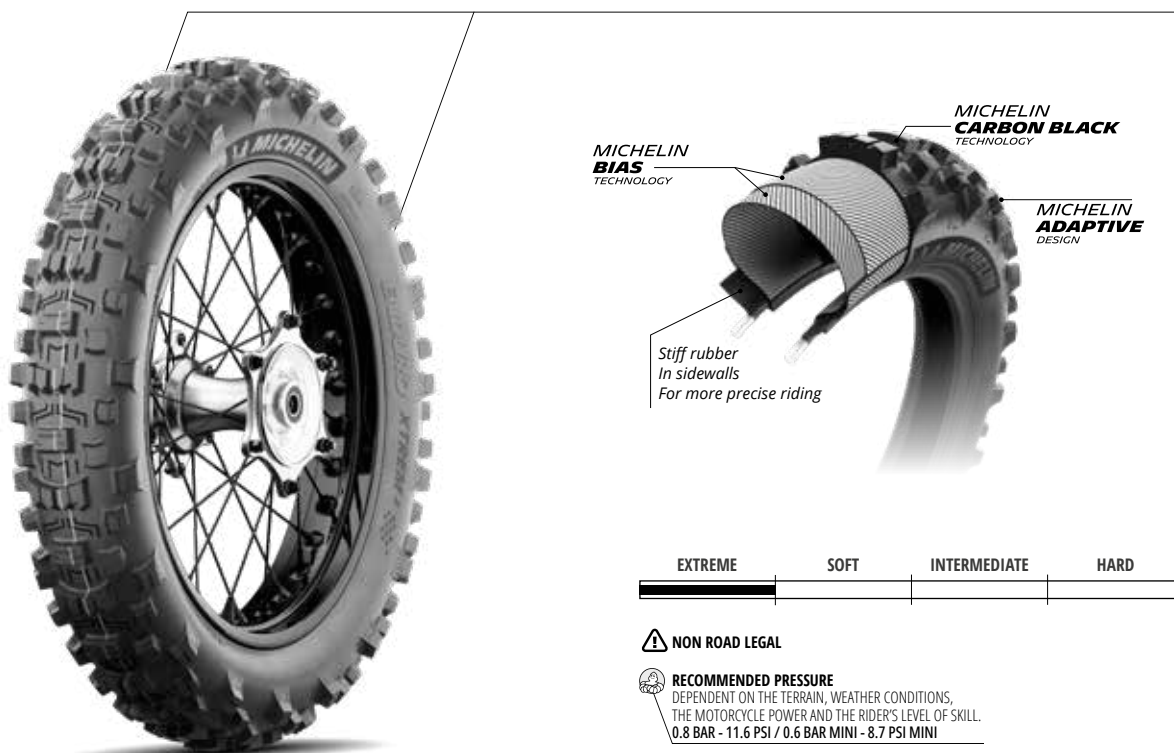
ENHANCED HANDLING AND RIDING PLEASURE

A new casing makes the ride more precise while providing a smoother feeling on hard terrain.



PERFORMS IN ALL CONDITIONS

Designed to offer impressive performance across various terrains (soft to hard) and conditions (mud to dry), thanks to Michelin Adaptive Design with specific positioning and shape of tread blocks on central, intermediate, and lateral zones.



| REAR | | | | |
|---------------------|-------|--------|-----------------------|------------------|
| Size | TL/TT | CAI | Tube (CAI) | Bib Mousse (CAI) |
| 140/80 - 18 M/C 70M | TT | 941710 | 18 UHD Large (600967) | M14X (156631) |

MICHELIN

ENDURO MEDIUM ² **NEW**

THE new reference in Enduro, these tires aim to your experience on various terrains



IMPROVED GRIP THAT LASTS LONGER⁽¹⁾

Better grip and traction when new (+22%) and even when worn (+12%) thanks to an innovative tread pattern: V-shape blocks, more contact patch with the ground, and a new generation of carbon black.



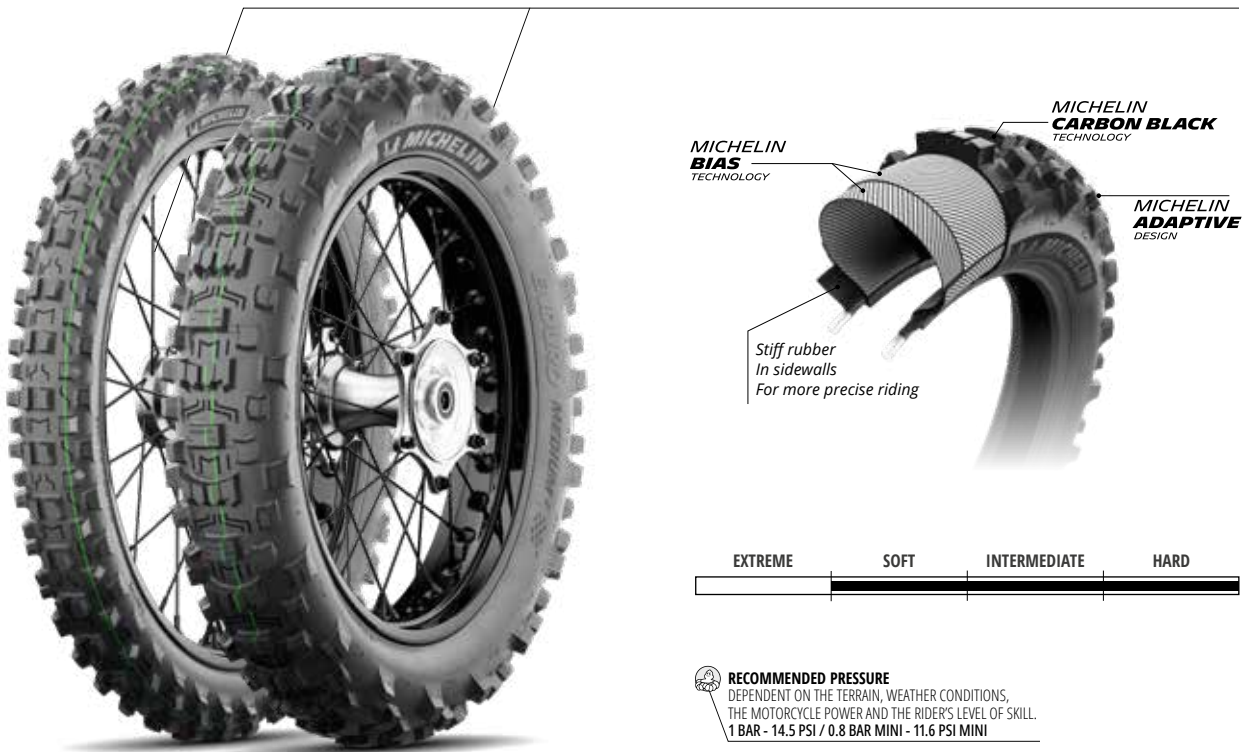
ENHANCED HANDLING AND RIDING PLEASURE

A new casing makes the ride more precise while providing a smoother feeling on hard terrain.



PERFORMS IN ALL CONDITIONS

Designed to offer impressive performance across various terrains (soft to hard) and conditions (mud to dry), thanks to Michelin Adaptive Design with specific positioning and shape of tread blocks on central, intermediate, and lateral zones.



RECOMMENDED PRESSURE
DEPENDENT ON THE TERRAIN, WEATHER CONDITIONS,
THE MOTORCYCLE POWER AND THE RIDER'S LEVEL OF SKILL.
1 BAR - 14.5 PSI / 0.8 BAR MINI - 11.6 PSI MINI



FRONT

| Size | TL/TT | CAI | Tube (CAI) | Bib Mousse (CAI) |
|---------------------|-------|--------|-----------------|---|
| 90/90 - 21 M/C 54R | TT | 532413 | 21 UHD (827203) | M15 (057333) M16 (338000) M16S (879908) |
| 90/100 - 21 M/C 57R | TT | 322909 | 21 UHD (827203) | |

REAR

| Size | TL/TT | CAI | Tube (CAI) | Bib Mousse (CAI) |
|---------------------|-------|--------|------------------------|-------------------------------|
| 120/90 - 18 M/C 65R | TT | 192718 | 18 UHD Medium (034757) | M18 (763062) |
| 140/80 - 18 M/C 70R | TT | 385961 | 18 UHD Large (600967) | M14 (057337) M14S (074167) |

(1) MICHELIN Enduro Medium compared to MICHELIN Enduro Medium² in an internal study carried out in December 2023 & May 2024 at Saint Agoulin and Fourques (France) with a KTM 450 EXC-F & YAMAHA 450 YZF.

MICHELIN

ENDURO HARD 2 **NEW**

Tires designed for competitive riders, chasing the lap time



DESIGNED TO IMPROVE GRIP THAT LASTS LONGER

Better grip and traction when new and even when worn thanks to an innovative tread pattern: V-shape blocks, more contact patch with the ground, and a new generation of carbon black.



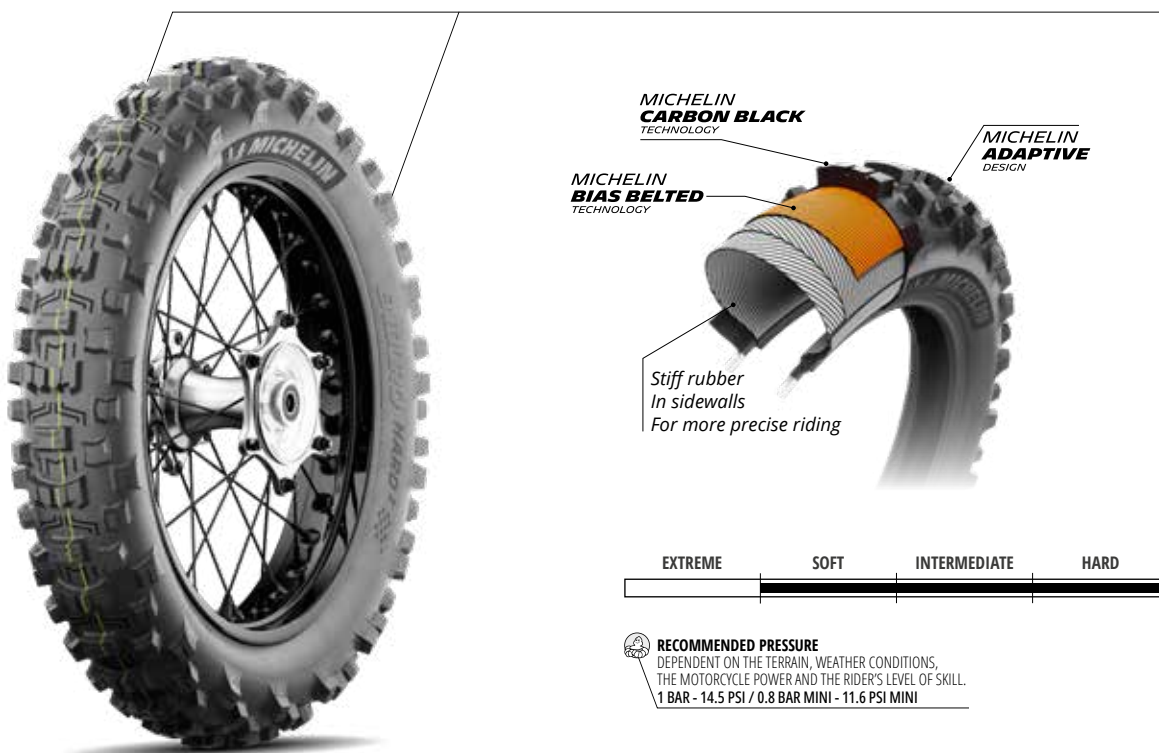
ENHANCED HANDLING AND RIDING PLEASURE

A new casing makes the ride more precise while providing a smoother feeling on hard terrain.



PERFORMS IN ALL CONDITIONS

Designed to offer impressive performance across various terrains (soft to hard) and conditions (mud to dry), thanks to Michelin Adaptive Design with specific positioning and shape of tread blocks on central, intermediate, and lateral zones.



RECOMMENDED PRESSURE
DEPENDENT ON THE TERRAIN, WEATHER CONDITIONS,
THE MOTORCYCLE POWER AND THE RIDER'S LEVEL OF SKILL.
1 BAR - 14.5 PSI / 0.8 BAR MINI - 11.6 PSI MINI



| REAR | | | | |
|---------------------|-------|--------|-----------------------|-------------------------------|
| Size | TL/TT | CAI | Tube (CAI) | Bib Mousse (CAI) |
| 140/80 - 18 M/C 70R | TT | 089687 | 18 UHD Large (600967) | M14 (057337) M14S (074167) |

